

MS-209-3



MS-209-3


Ultraminiature Reed Sensor


Electrical Characteristics		@ 25 °C
Contact form		A
Contact rating max.	W / VA	10
Switching voltage max.	VDC	150
	VAC	120
Switching current max.	A	0.5
Carry current max.	A	0.7
Breakdown voltage min.	VDC	200
Total resistance max. (initial)	mΩ	300
Insulation resistance min.	Ω	10 ⁹

Features
➤ Small size
➤ Customized types available
➤ No power supply required

Magnetical Characteristics (of unmodified Reed Switch)		@ 25 °C
Pull in range available	AT	10 - 20
Drop out min.	AT	3
Test coil	TC	010
Test equipment tolerance	± AT	2

Approvals

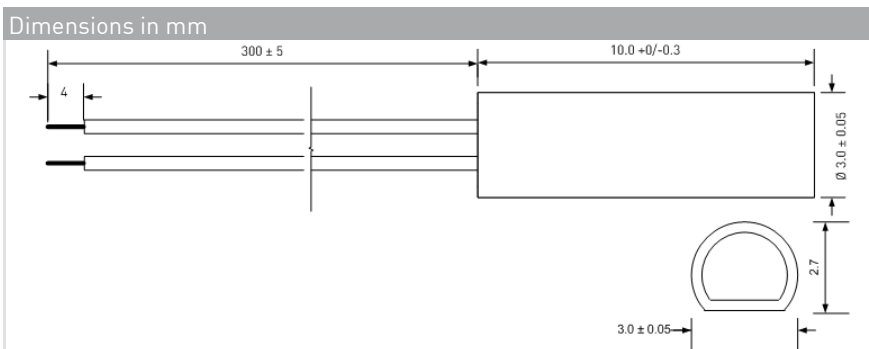




Operating Characteristics (of unmodified Reed Switch)		@ 25 °C
Switching frequency max.	Hz	600
Resonant frequency typ.	Hz	12000
Operate time max. (incl. bounce)	ms	0.3
Release time max.	ms	0.1

Environmental Characteristics		
Operating temperature	°C	-30 to +80
Vibration (50-2000 Hz)	g	20
Shock (1/2 sin 11 ms)	g	100

© PIC GmbH



Ordering Information	
Packing Unit	50 pcs
Weight per piece	1.55 g
Weight per package	85 g
Standard AT Ranges	
1	10 to 15 AT
2	15 to 20 AT
Ordering Example	
MS-209-3-1 describes MS-209 with 10-15 AT	

MS-209-3



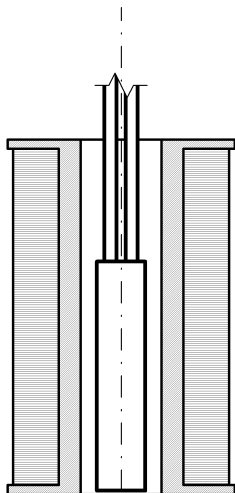
MS-209-3

Ultraminiature Reed Sensor

Material Information

	Material	Colour
Housing	ABS	black
Cable	UL 1685, AWG 30, 4 mm stripped and tinned	black
Potting compound	Epoxy	black

Test Procedure of final Reed Sensor



Axis of Test Coil and Reed Sensor vertical

Reed Sensor aligns with bottom line

Reed Sensor centered in Test Coil

Test Parameters

Test coil	TC- 093
Test programs	
AT range	Test program
1 =	MS-209-3-1
2 =	MS-209-3-2

Remarks

When mounted onto ferromagnetic parts switching distance of MS-209-3 may reduce.
Electromagnetical influences and magnetic fields may change the switching behaviour of the sensor.