

# CS - 30EN(EP) series - Sensor switch

CHELIC PNEUMATIC



► Solid state sensor switch

► Suitable for cylinder

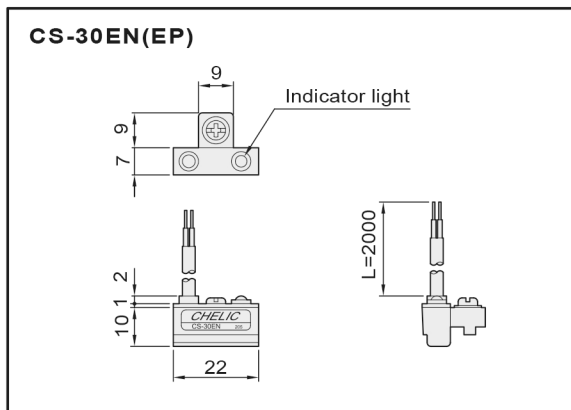
| Model       | Cylinder        | Bore size |
|-------------|-----------------|-----------|
| CS-30EN(EP) | JD,JTD          | Ø12~Ø100  |
|             | TD,STU          | Ø16~Ø32   |
|             | TB,TSB          | Ø32~Ø63   |
|             | STB,STC,STD,STF | Ø32~Ø50   |
|             | RTP             | 5~30      |
|             | SCR(L)          | Ø20~Ø63   |
|             | STM             | Ø16~Ø32   |
|             | TXB             | Ø16~Ø63   |
| MRU         | Ø10~Ø40         |           |

► Specification

► Dimension

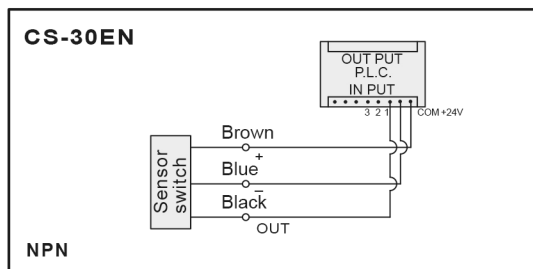
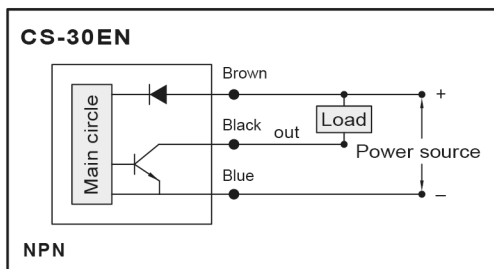
Unit : mm

| Item                       | Model | CS-30EN                              | CS-30EP               |
|----------------------------|-------|--------------------------------------|-----------------------|
| Wiring system              |       | Three wires                          |                       |
| Switching voltage          | V     | DC : 5 ~ 30V                         |                       |
| Switching current          | mA    | 200mA MAX.                           |                       |
| Contact capacity           |       | < 1ms (1000 Hz)                      |                       |
| Contact                    |       | Normal open                          |                       |
| Contact                    |       | NPN. Current sinking                 | PNP. Current sourcing |
| Voltage drop               |       | 0.5V MAX.                            |                       |
| Voltage consumption        |       | OFF : 7mA (24V) ON : 8 mA (24V) MAX. |                       |
| Color of indicator light   |       | Red                                  | Green                 |
| Operating temp             | °C    | -10° ~ 70°                           |                       |
| Protection grade           |       | IP-67                                |                       |
| Cable                      |       | Ø3.3 × 3 Single wire × 2M            |                       |
| Weight                     | g     | 35 ± 2                               |                       |
| Contact protective circuit |       | Yes                                  |                       |



► Sensor switch circuit and Connection diagram

● Wire connection diagram of programmable controller (NPN)



● Wire connection diagram of programmable controller (PNP)

