

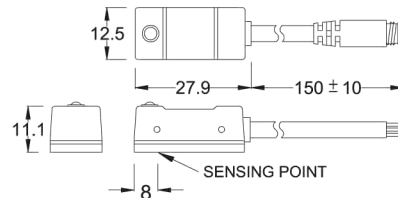
BTC-21 SERIES

biltec®

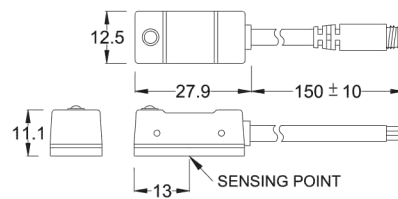


■ DIMENSION

BTC-21N, BTC-21P, BTC-21N-QD, BTC-21P-QD

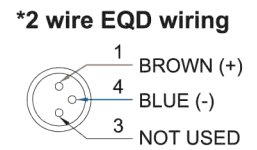
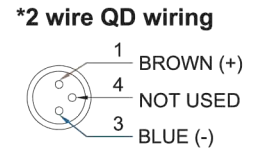
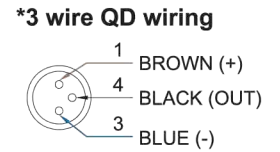


BTC-21R, BTC-21R-QD



Unit:mm

■ QD PINOUT



■ SPECIFICATION

TYPE	BTC-21R	BTC-21N	BTC-21P
CONNECT DIAGRAM			
CHARACTERISTICS			
WIRING METHOD	2-Wire Type	3-Wire Type	
SWITCHING LOGIC	SPST, Normally Open	Solid State Output, Normally Open	
SENSOR TYPE	Reed Switch	NPN Current Sinking	PNP Current Sourcing
OPERATING VOLTAGE	5~240V DC/AC	5~30V DC	
SWITCHING CURRENT	100 mA max.	200 mA max.	
CONTACT RATING (NOTE 1)	10 W max.	6 W max.	
CURRENT CONSUMPTION	--	15 mA @ 24V DC max.	
VOLTAGE DROP	3.5 V max.	1.5V max.	
LEAKAGE CURRENT	--	0.01 mA max.	
INDICATOR	Green LED	Red LED	Green LED
CABLE	ø4, 2C, PVC	ø4, 3C, PVC	
OPERATING FREQUENCY	200 Hz	1000 Hz	
MAGNET REQUIREMENT (NOTE 2)	70 Gauss	60 Gauss	
TEMPERATURE RANGE		-10~70°C	
SHOCK (NOTE 3)	30 G	50 G	
VIBRATION (NOTE 4)		9 G	
ENCLOSURE CLASSIFICATION		IEC 529 IP 67	
PROTECTION CIRCUIT (NOTE 5)	1	2,3,4	

NOTE:

1. WARNING: Never exceed rating (Watt=Voltage x Amperage). Permanent damage to sensor will occur.
2. Measuring standard target: ø15.5Xø8X5t (Anisotropy rubber magnet)
3. Sin wave / X, Y, Z 3 directions / 3 times each direction / 11 ms each time.
4. Double amplitude 1.5 mm / 10Hz~55Hz~10Hz (Sweep 1 min) / X, Y, Z 3 directions / 1 hour each time.
5. 1=None / 2=Short-circuit / 3=Power Source Reverse polarity / 4=Surge Suppression

-----BTC-20/BTC-21 Series can be applied to many kind of cylinders-----

