

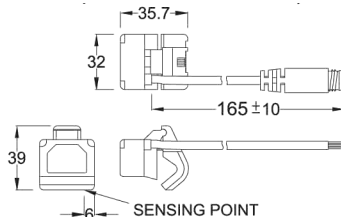
BTC-09 SERIES

biltec®

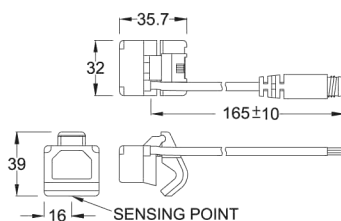


■ DIMENSION

BTC-09N, BTC-09P, BTC-09N-QD, BTC-09P-QD



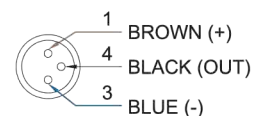
BTC-09R, BTC-09R-QD



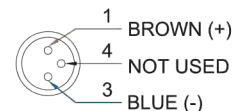
Unit:mm

■ QD PINOUT

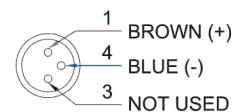
*3 wire QD wiring



*2 wire QD wiring



*2 wire EQD wiring



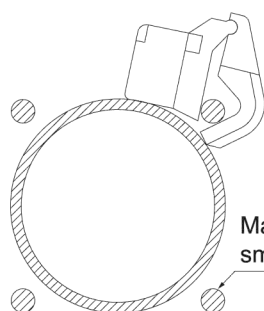
■ SPECIFICATION

TYPE	BTC-09R	BTC-09N	BTC-09P
CONNECT DIAGRAM			
CHARACTERISTICS			
WIRING METHOD	2-Wire Type	3-Wire Type	
SWITCHING LOGIC	SPST, Normally Open	Solid State Output, Normally Open	
SENSOR TYPE	Reed Switch	NPN Current Sinking	PNP Current Sourcing
OPERATING VOLTAGE	5~240V DC/AC	5~30V DC	
SWITCHING CURRENT		1 Amp. max.	
CONTACT RATING (NOTE 1)		30 W max.	
CURRENT CONSUMPTION	--	42 mA @ 24V DC max.	30 mA @ 24V DC max.
VOLTAGE DROP	3.5 V max.	1.5 V @ 0.5A max.	
LEAKAGE CURRENT	--	0.01 mA max.	
INDICATOR	Red LED	Power : Green LED , Output : Red LED	
CABLE	ø4.5, 2C, PVC	ø4.5, 3C, PVC	
OPERATING FREQUENCY	200 Hz	1000 Hz	
MAGNET REQUIREMENT (NOTE 2)	60 Gauss	40 Gauss	
TEMPERATURE RANGE		-10~70°C	
SHOCK (NOTE 3)	30 G	50 G	
VIBRATION (NOTE 4)		9 G	
ENCLOSURE CLASSIFICATION		IEC 529 IP 67	
PROTECTION CIRCUIT (NOTE 5)	4	3,4	


NOTE:

1. WARNING: Never exceed rating (Watt=Voltage x Amperage). Permanent damage to sensor will occur.
2. Measuring standard target: ø15.5Xø8X5t (Anisotropy rubber magnet)
3. Sin wave / X , Y , Z 3 directions / 3 times each direction / 11 ms each time.
4. Double amplitude 1.5 mm / 10Hz~55Hz~10Hz (Sweep 1 min) / X , Y , Z 3 directions / 1 hour each time.
5. 1=None / 2=Short-circuit / 3=Power Source Reverse polarity / 4=Surge Suppression

■ SELF MOUNTING CLAMPS



Max. tie-rod diameter ø 17.5
small tie-rod diameter ø 6



Unit:mm

Pressure Switch

Magnetic Switch

Circular Connector